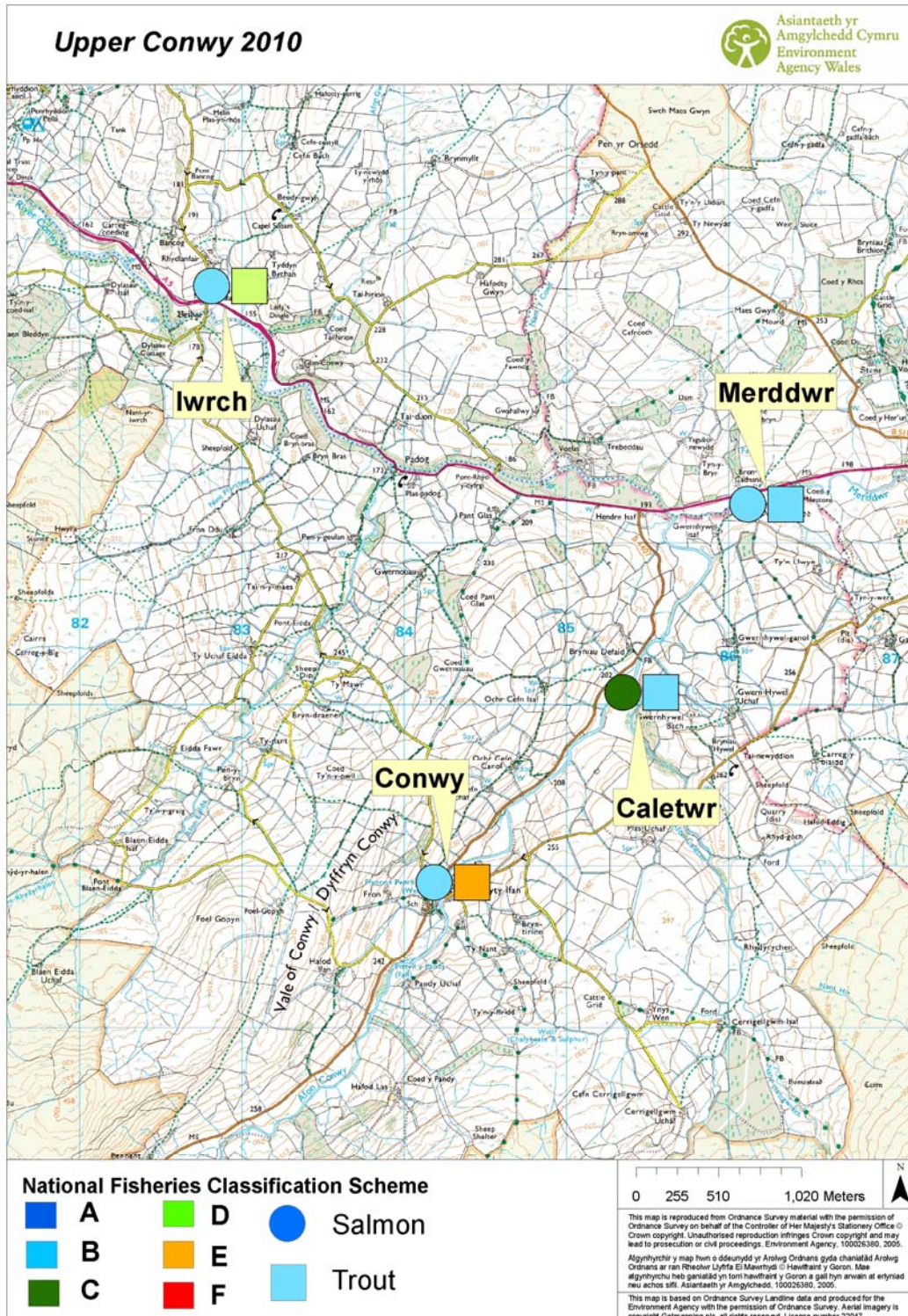




KNOW YOUR RIVER

2010 Conwy summary



llinell gwasanethu cwsmeriaid
customer service line

08708 506 506

www.asiantaeth-amgylchedd.cymru.gov.uk

llinell argyfwng
incident hotline

0800 80 70 60

www.environment-agency.wales.gov.uk

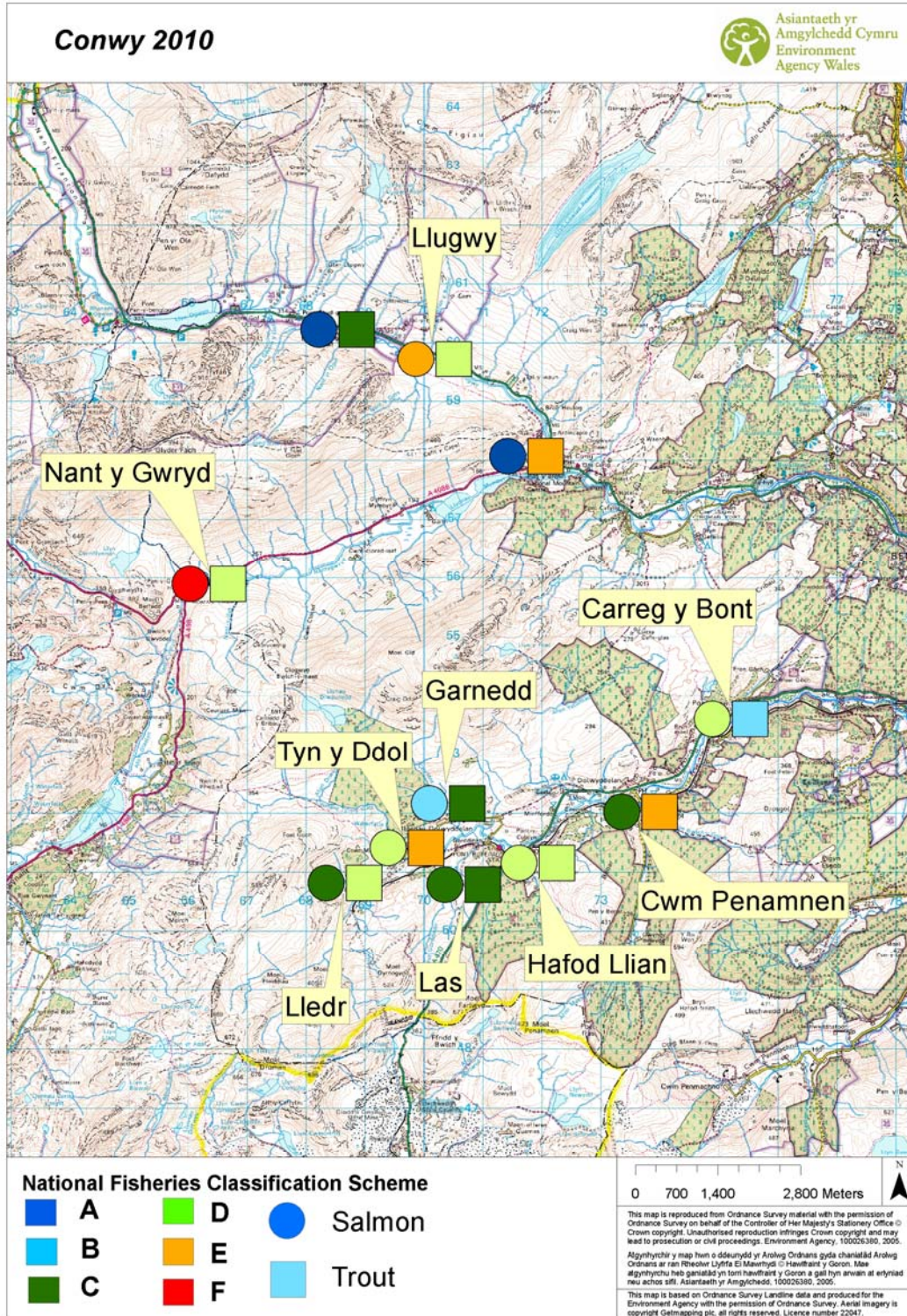
floodline

08456 988 1188



KNOW YOUR RIVER

2010 Conwy summary



llinell gwasanethu cwsmeriaid
customer service line

08708 506 506

www.asiantaeth-amgylchedd.cymru.gov.uk

llinell argyfwng
incident hotline

0800 80 70 60

www.environment-agency.wales.gov.uk

floodline

08456 988 1188



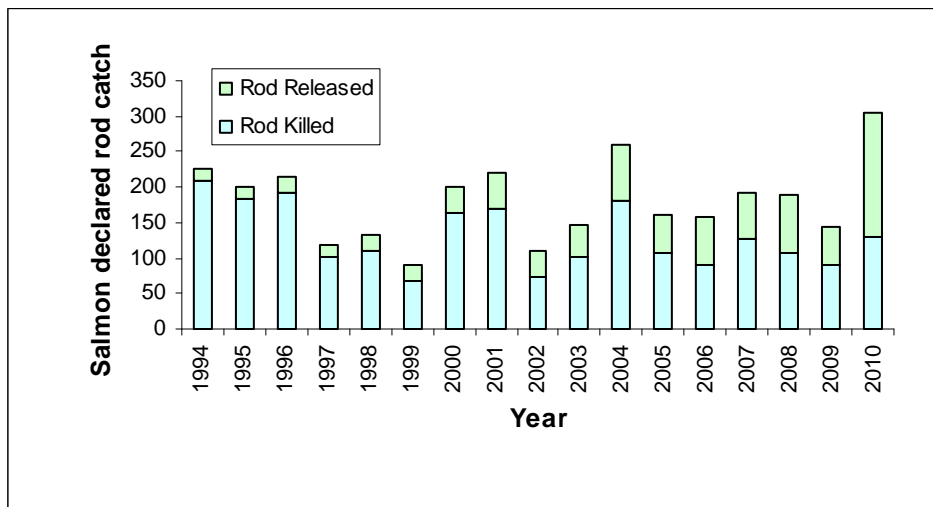
KNOW YOUR RIVER

2010 Conwy summary

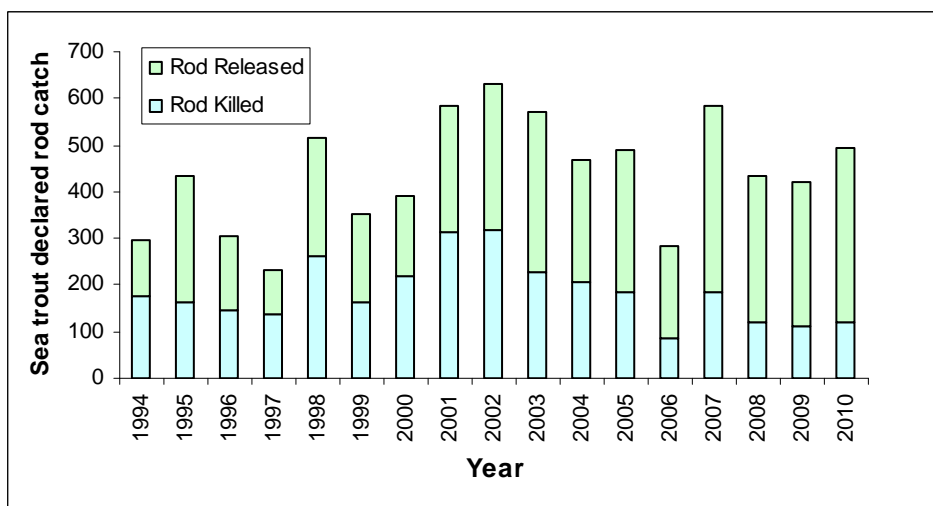
Catch returns / catch & release

The graphs show the rod catch and catch & release rate for salmon and sea trout on the Conwy.

Salmon rod catch - release rate in 2010 was 57%. This could be improved to conserve stocks. The North Wales average is 50%.



Sea trout rod catch - release rate in 2010 was 76%. This is good but could still improve. The North Wales average is 71%.

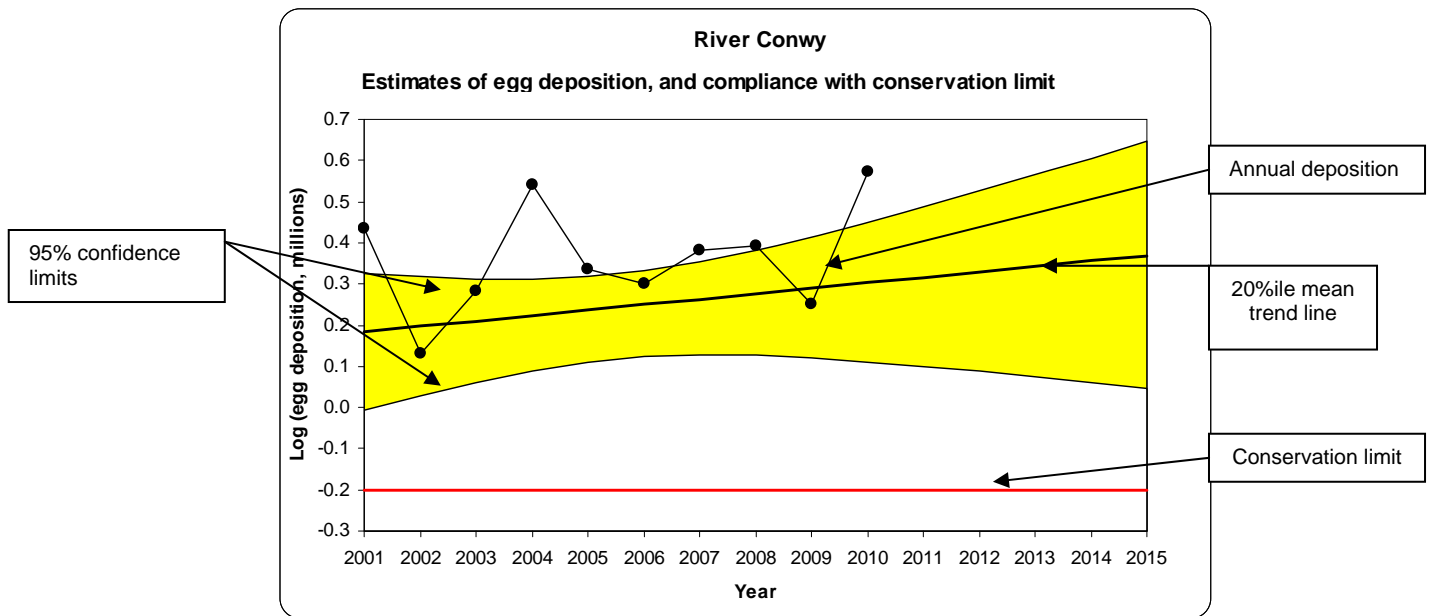




KNOW YOUR RIVER

2010 Conwy summary

Conservation of Salmon



Are enough salmon eggs being deposited to conserve salmon stocks in the catchment?

The red line represents the number of eggs required to be deposited to sustain a healthy salmon stock.

- Current number of eggs being deposited puts stocks **not at risk**.
- In 5 years time the predicted status of salmon stocks will be **not at risk**.
- Based on current and future trends the stocks of salmon will continue to **improve**.



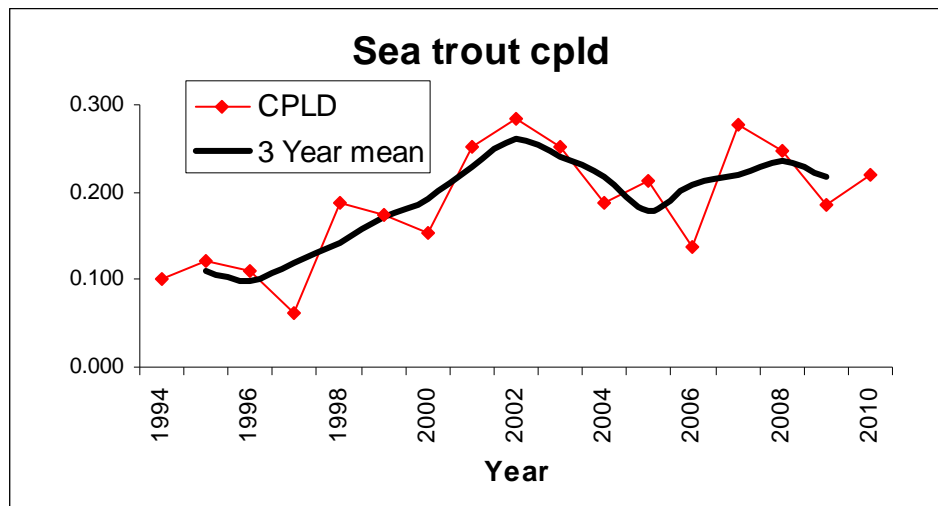
KNOW YOUR RIVER

2010 Conwy summary

Conservation of Sea Trout

This approach to assessing sea trout stock performance is still under development. It gives an early warning about potential problems and assists Areas with considering whether any further management action including exploitation controls are required. It is based on catch trends in the last three years compared with those in the previous ten.

Catch Per License Day (CPLD) gives you the catch per outing. This is calculated according to data supplied by anglers on the catchment.



- **CPLD** - on the Conwy is **stable**.
- **Stock status** – is a comparison of the recent 10 year trend against the current year. Status is currently **between 50 – 80%** of this.
- **Score** – this gives a score from the CPUE and stock status. The Conwy scores 3, this is **probably not at risk**.