



KNOW YOUR RIVER

2010 Artro summary

The following is a summary of the fish stocks in the Artro catchment for 2010.

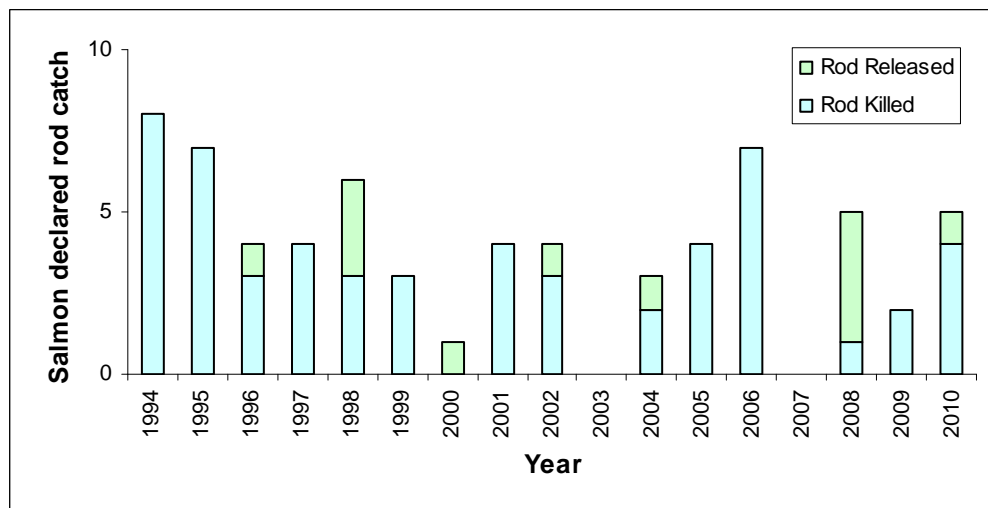
Juvenile monitoring

No surveys were carried out on the Artro in 2010.

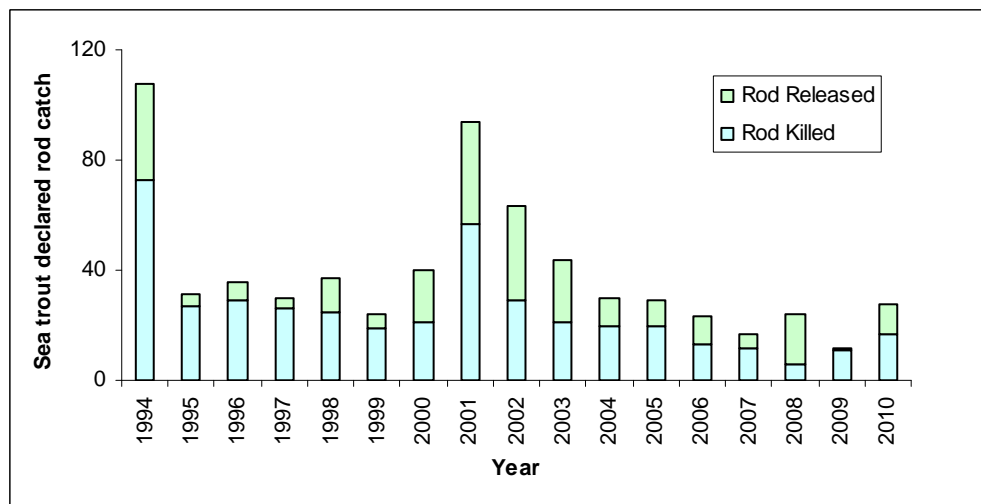
Catch returns / catch & release

The graphs show the rod catch and catch & release rate for salmon and sea trout on the Artro.

Salmon rod catch – release rate in 2010 was 20%. This is very poor and needs to be improved to conserve stocks. The North Wales average is 50%.



Sea trout rod catch – release rate in 2010 was 39%. This is very poor and needs to be improved to conserve stocks. The North Wales average is 71%.





KNOW YOUR RIVER

2010 Artro summary

Conservation of salmon

The Artro does not have a salmon conservation limit as it is predominantly a sea trout river.



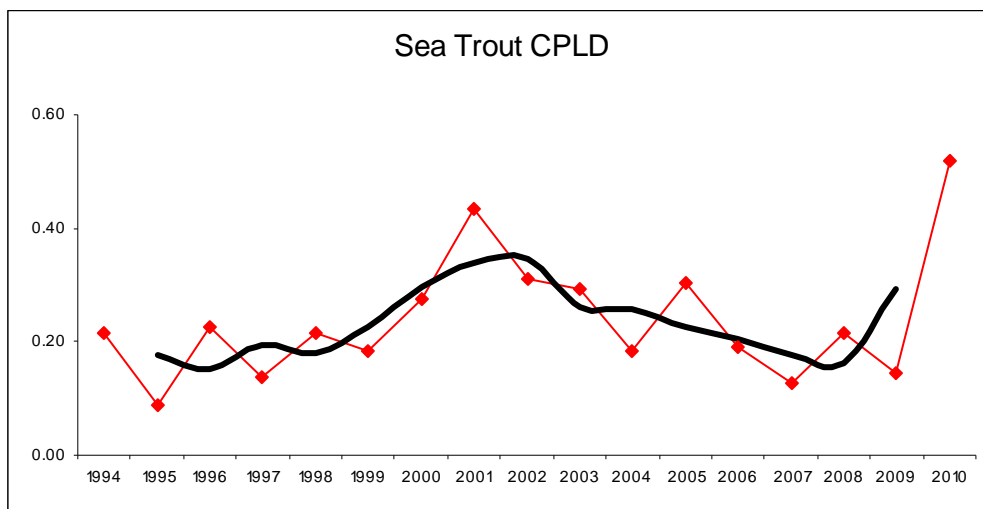
KNOW YOUR RIVER

2010 Artro summary

Conservation of Sea Trout

This approach to assessing sea trout stock performance is still under development. It gives an early warning about potential problems and assists Areas with considering whether any further management action including exploitation controls are required. It is based on catch trends in the last three years compared with those in the previous ten.

Catch Per License Day (CPLD) gives you the catch per outing. This is calculated according to data supplied by anglers on the catchment.



- **CPLD** - on the Artro is **stable**.
- **Stock status** – this is a comparison of the recent 10 year trend against the current year. Current status is **between 50-80%** of this.
- **Score** – this gives a score from the CPUE and stock status. The Artro scores 3, this is **probably not at risk**.