

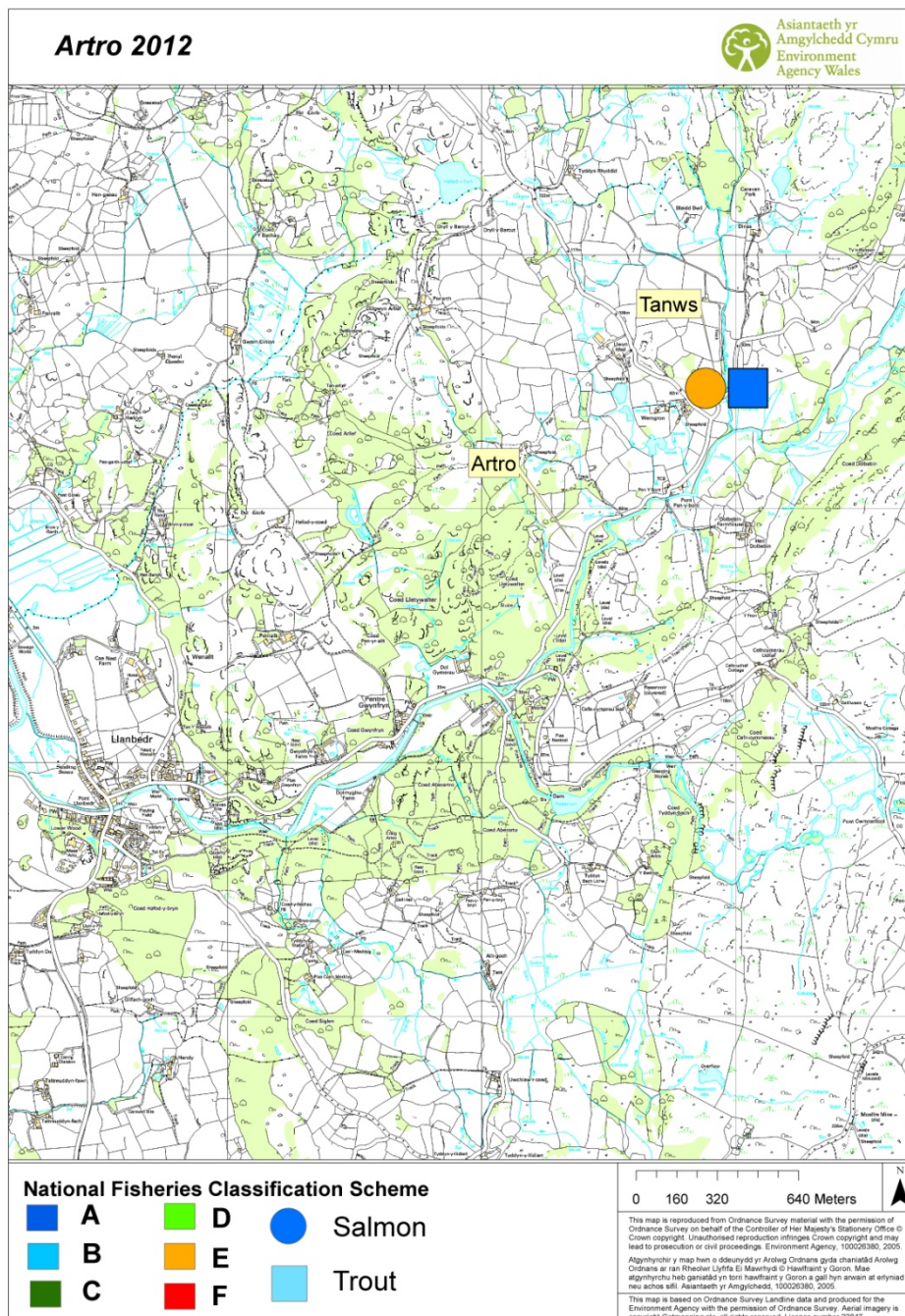
# KNOW YOUR RIVER

## 2013 Artro summary

The following is a summary of the fish stocks in the Artro catchment for 2013.

## Juvenile monitoring

No surveys were carried out on the Artro in 2013. The map below shows juvenile salmonid populations from 2012.



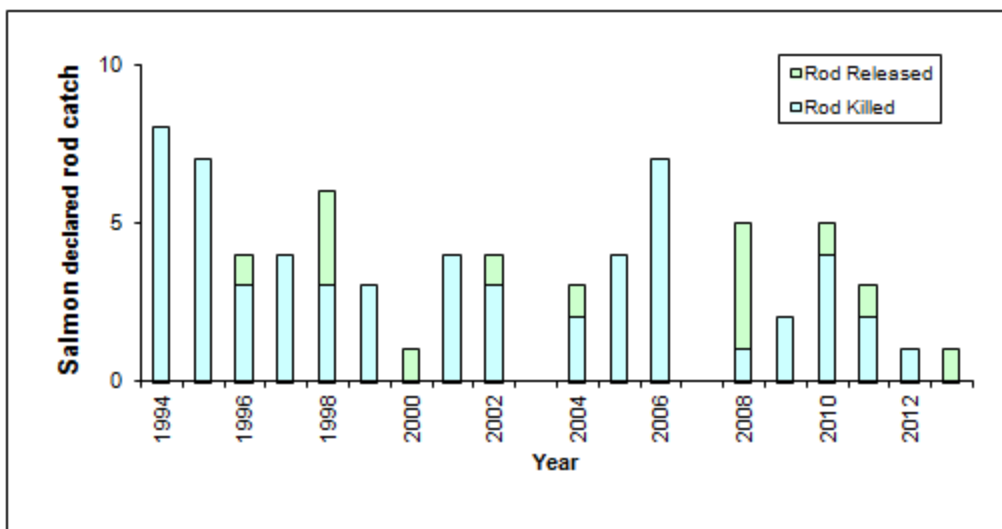
# KNOW YOUR RIVER

## 2013 Artro summary

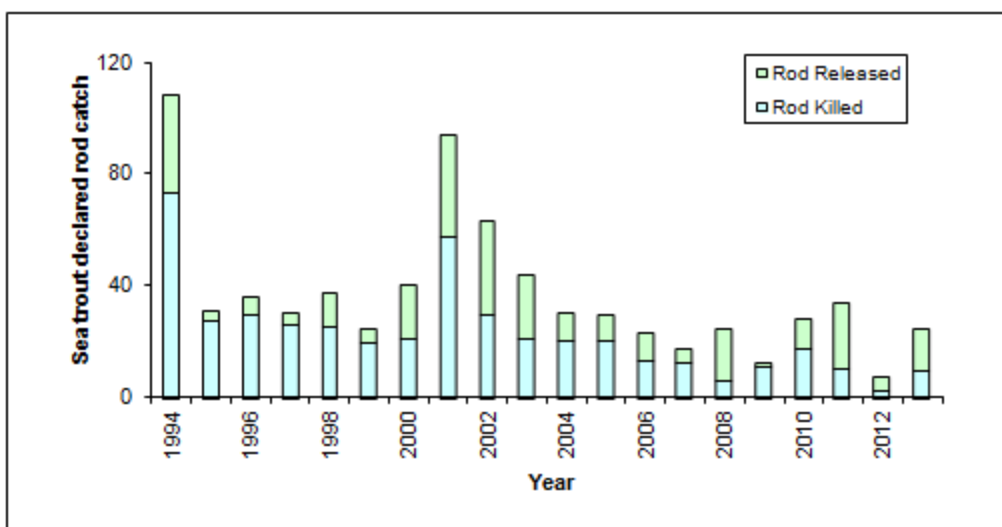
### Catch returns / catch & release

The graphs show the rod catch and catch & release rate for salmon and sea trout on the Artro.

**Salmon rod catch** – release rate in 2013 was **100%**. This is excellent and much improved from 2012 when it was 0%, the North Wales average is **55%**. However, catch on the Artro is extremely low.



**Sea trout rod catch** – release rate in 2013 was **63%** which has declined since 2012. The North Wales average is **72%**.



## **KNOW YOUR RIVER**

### **2013 Artro summary**

#### **Conservation of salmon**

The Artro does not have a salmon conservation limit as it is predominantly a sea trout river.

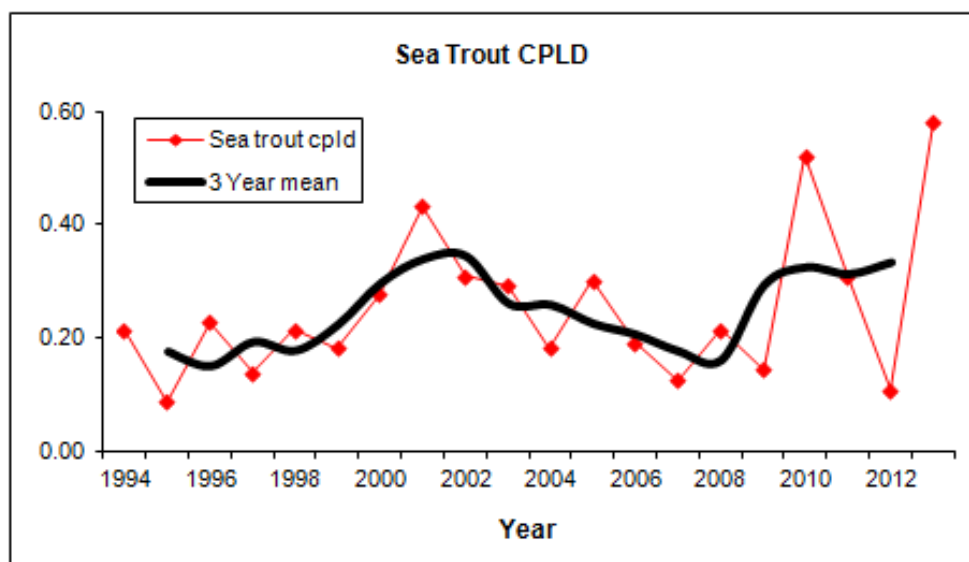
## KNOW YOUR RIVER

### 2013 Artro summary

#### Conservation of Sea Trout

This approach to assessing sea trout stock performance is still under development. It gives an early warning about potential problems and assists Areas with considering whether any further management action including exploitation controls are required. It is based on catch trends in the last three years compared with those in the previous ten.

Catch Per License Day (CPLD) gives you the catch per outing. This is calculated according to data supplied by anglers on the catchment.



- The latest 10-year trend in CPLD on the Artro is **stable**
- Average CPLD for the most recent 3-year period is in the 50-80% of the range of CPLD figures reported in the previous 10-years
- Combining the above measures, the Artro is classified as “**not at risk**”; i.e. the fishery appears to be performing reasonably well with with no immediate concerns about the status of the adult stock