

KNOW YOUR RIVER



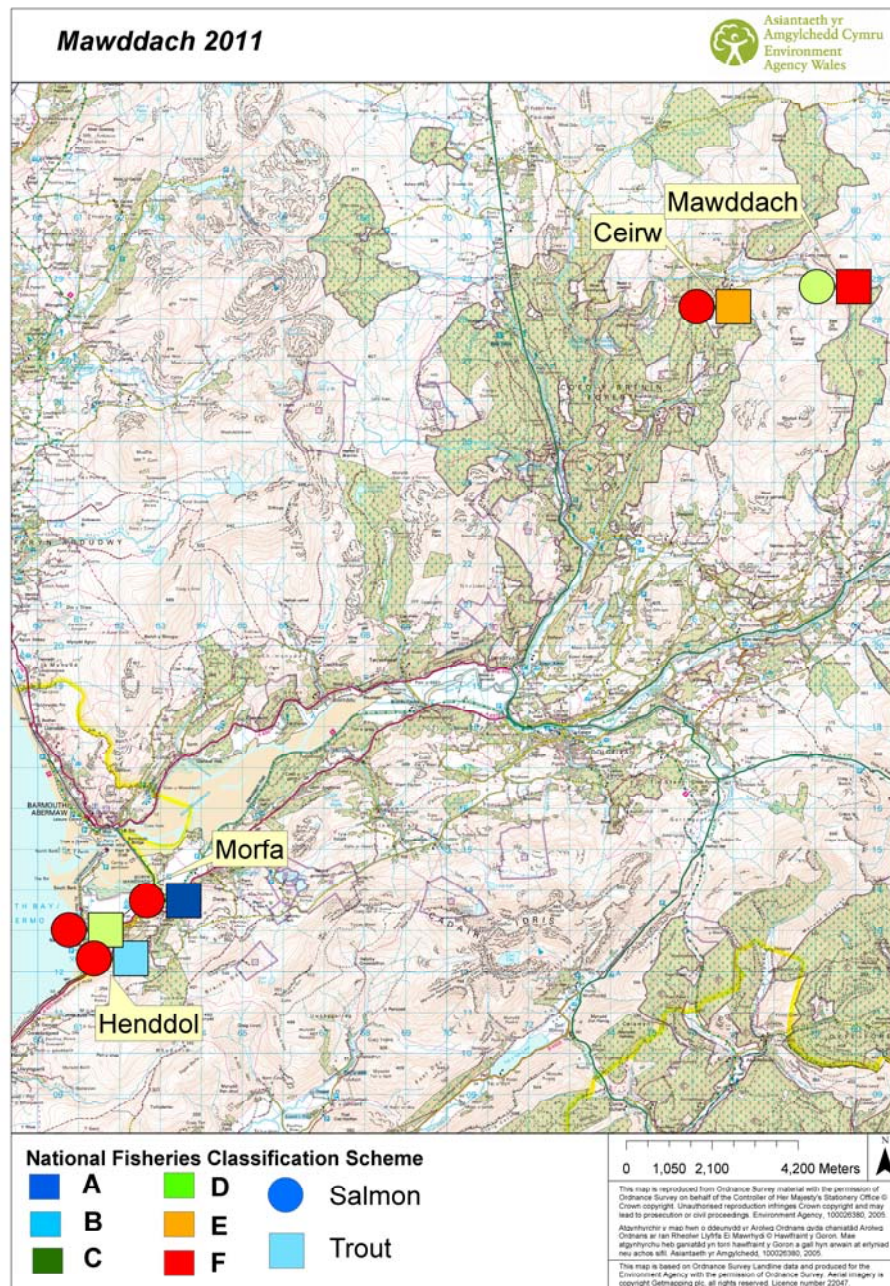
Asiantaeth yr
Amgylchedd Cymru
Environment
Agency Wales

2011 Mawddach summary

The following is a summary of the fish stocks in the Mawddach catchment for 2011.

Juvenile monitoring

The map shows a snapshot of the 2011 juvenile salmonid populations measured by electro-fishing surveys.



llinell gwasanethu cwsmeriaid
customer service line

08708 506 506

www.asiantaeth-amgylchedd.cymru.gov.uk

llinell argyfwng
incident hotline

0800 80 70 60

www.environment-agency.wales.gov.uk

floodline

08456 988 1188

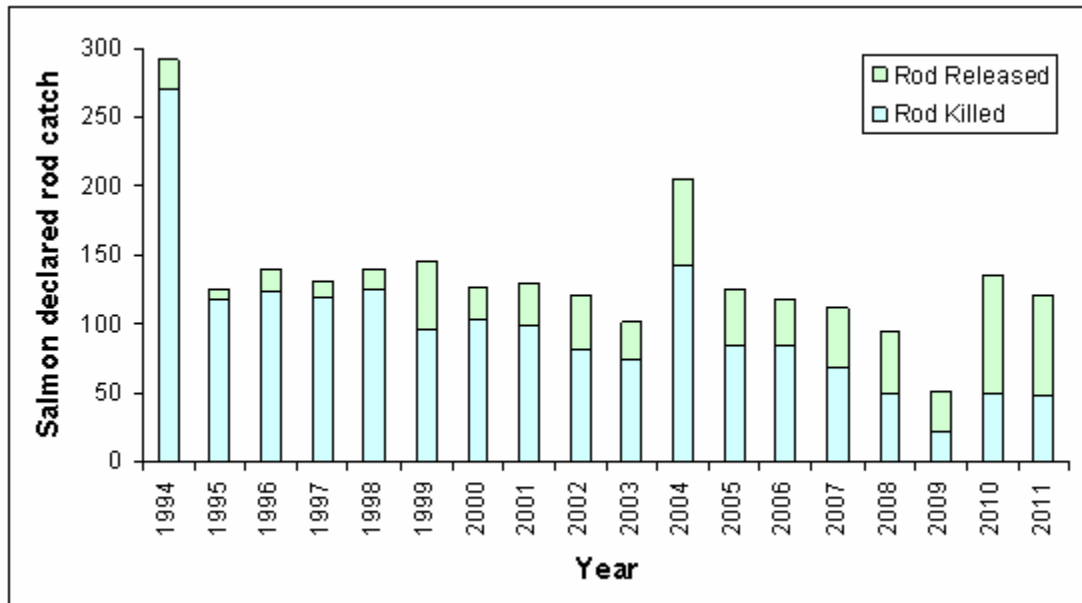


2011 Mawddach summary

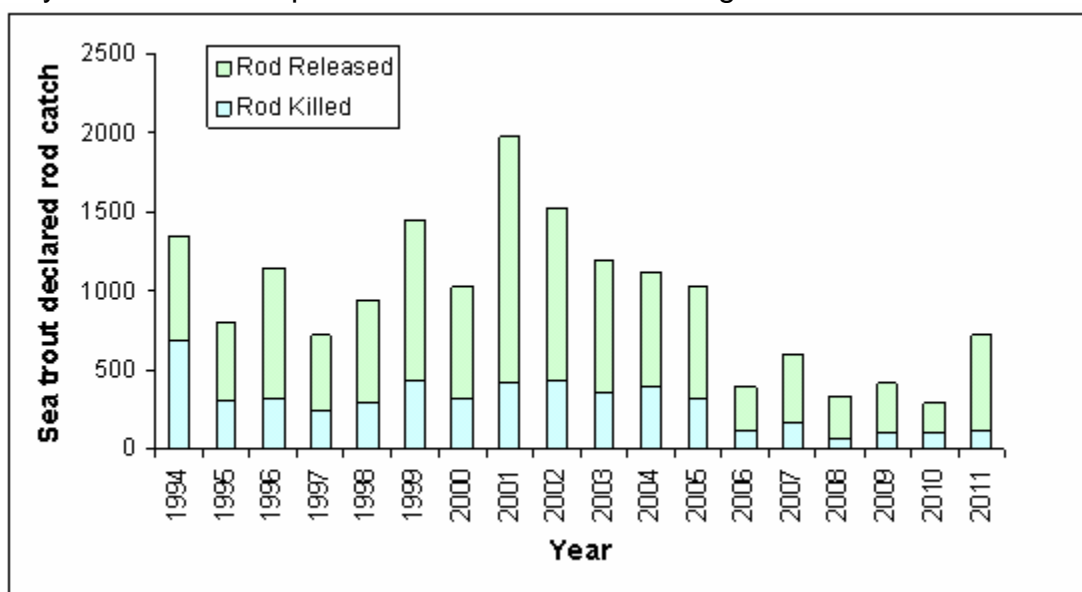
Catch returns / catch & release

The graphs show the rod catch and catch & release rate for salmon and sea trout on the Mawddach.

Salmon rod catch – release rate in 2011 was 56%. This is excellent and needs to continue to improve to conserve stocks. The North Wales average is 41%.



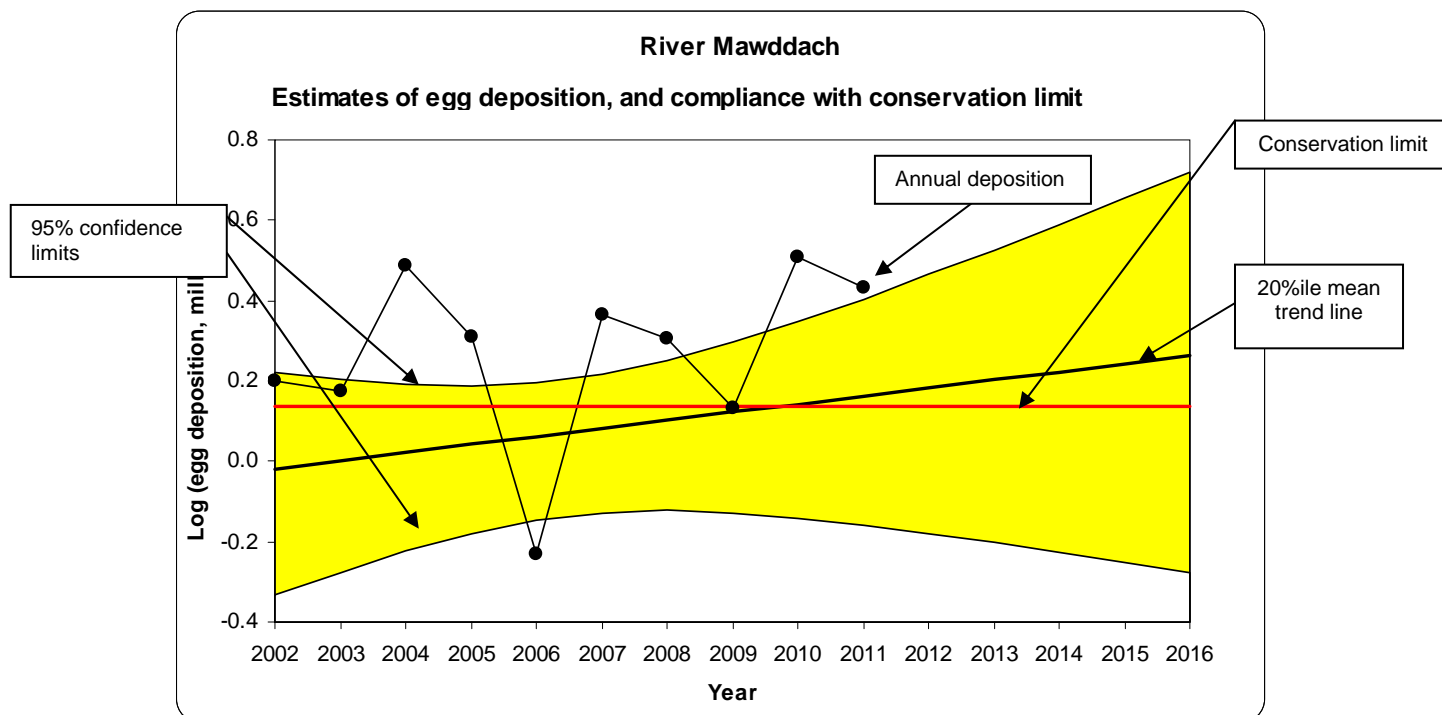
Sea trout rod catch – release rate in 2011 was 84%. This is excellent and may it continue to improve. The North Wales average is 72%.



2011 Mawddach summary

Conservation of Salmon

Conservation limit for sustainable fish population



Are enough salmon eggs being deposited to conserve salmon stocks in the catchment?

The red line represents the number of eggs required to be deposited to sustain a healthy salmon stock.

- Current number of eggs being deposited puts stocks **probably not at risk**.
- In 5 years time the predicted status of salmon stocks will be **probably not at risk**.
- Based on current and future trends the stocks of salmon will continue to **improve**.

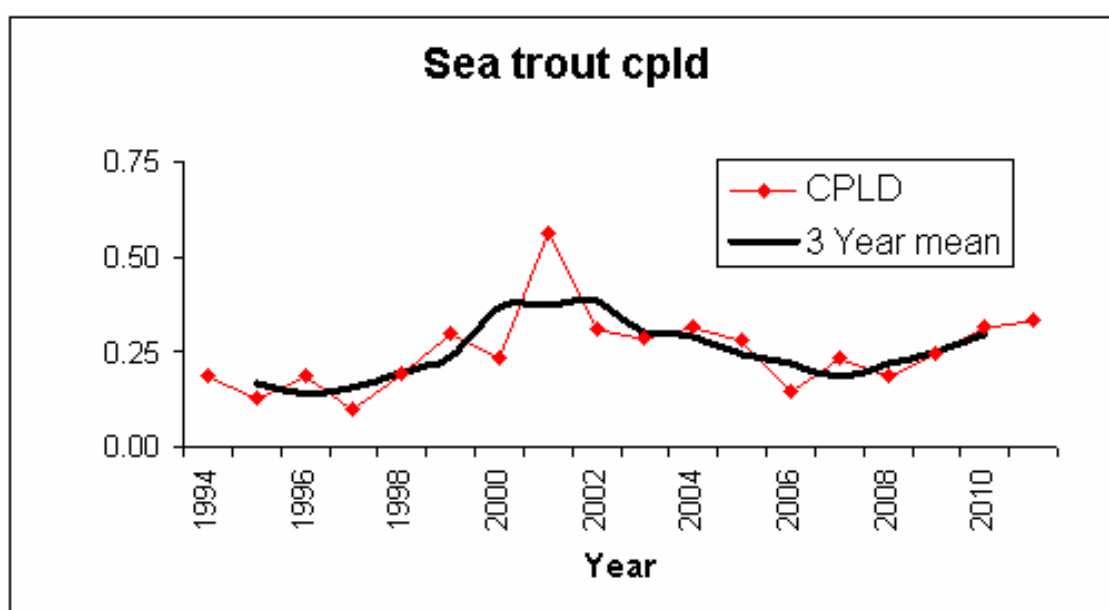


2011 Mawddach summary

Conservation of Sea Trout

This approach to assessing sea trout stock performance is still under development. It gives an early warning about potential problems and assists Areas with considering whether any further management action including exploitation controls are required. It is based on catch trends in the last three years compared with those in the previous ten.

Catch Per License Day (CPLD) gives you the catch per outing. This is calculated according to data supplied by anglers on the catchment.



- **CPUE** - on the Mawddach is **stable**.
- **Stock status** – is a comparison of the recent 10 year trend against the current year. Status is currently **between 50 – 80%** of this.
- **Score** – this gives a score from the CPUE and stock status. The Mawddach scores 3, this is **probably not at risk**.



2011 Mawddach summary

Future work on the catchment

Activity	Action
Activities that will occur with or without a River Basin Management Plan (RBMP)	
Metal Mine Investigations	Continue monitoring work and investigations, working with stakeholders to manage the impact from historic mining activities
Gold Panning	Work with partners e.g CCW, Forestry Commission regarding the management of gold panning activities in the catchment
Forestry	Continue working with Forestry Commission to ensure their management activities have minimal adverse environmental impact
Fencing	Fencing work in areas of the catchment to reduce soil erosion from stock grazing